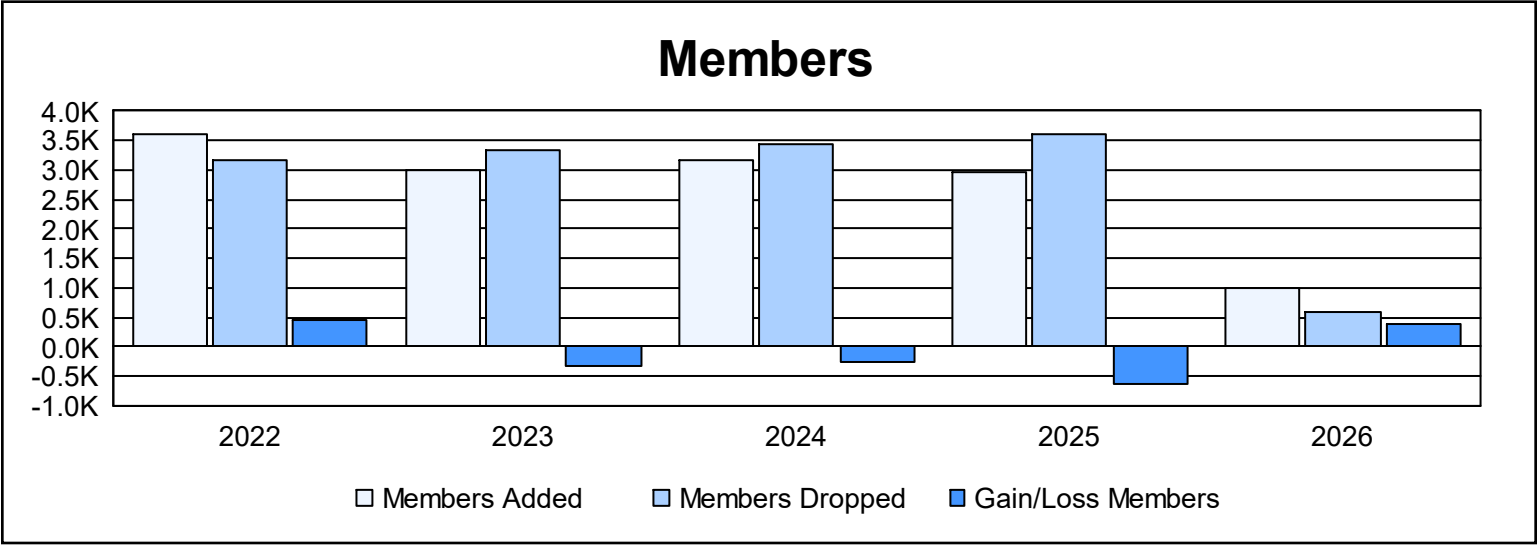
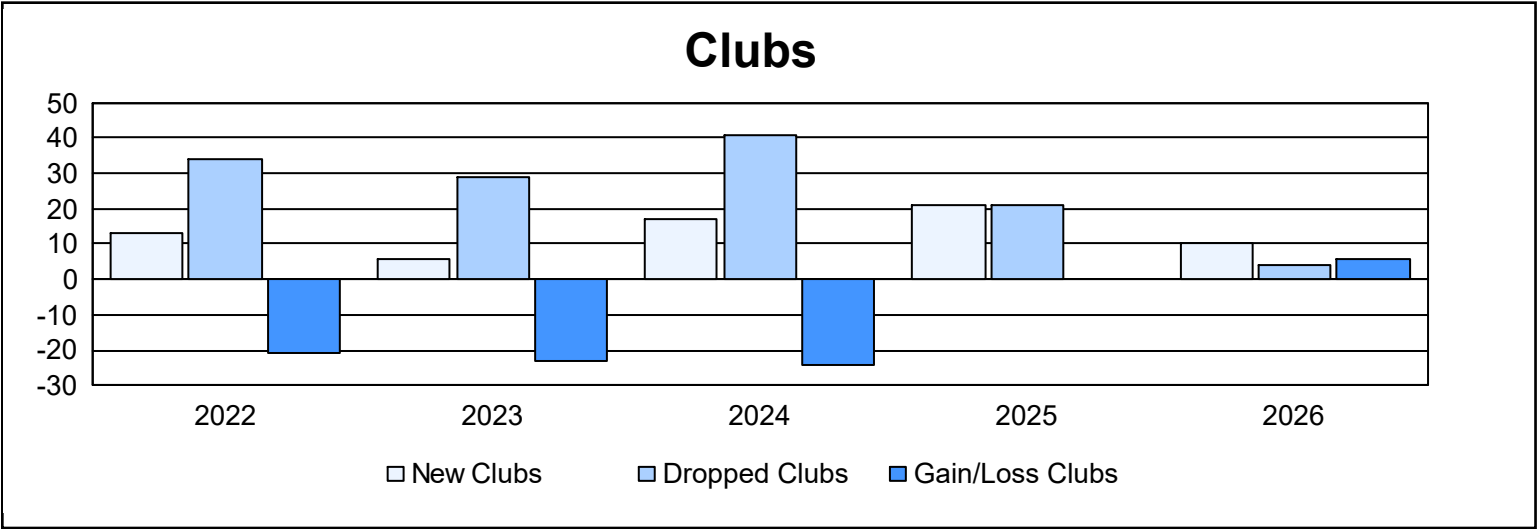
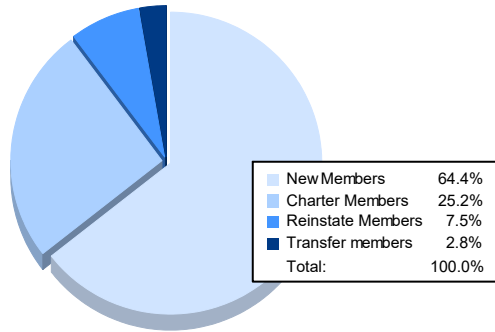


| Year | New Clubs | Dropped Clubs | Gain/ Loss Clubs | New Members | Charter Members | Reinstate Members | Transfer Members | Total Member Added | Total Members Dropped | Gain/ Loss Members |
|-----------|-----------|---------------|------------------|-------------|-----------------|-------------------|------------------|--------------------|-----------------------|--------------------|
| 2021-2022 | 13 | 34 | -21 | 2,765 | 486 | 220 | 149 | 3,620 | 3,180 | 440 |
| 2022-2023 | 6 | 29 | -23 | 2,213 | 359 | 263 | 154 | 2,989 | 3,332 | -343 |
| 2023-2024 | 17 | 41 | -24 | 2,281 | 503 | 261 | 118 | 3,163 | 3,427 | -264 |
| 2024-2025 | 21 | 21 | 0 | 1,957 | 570 | 314 | 137 | 2,978 | 3,621 | -643 |
| 2025-2026 | 10 | 4 | 6 | 641 | 251 | 75 | 28 | 995 | 594 | 401 |
| Average | 13 | 26 | -12 | 1,971 | 434 | 227 | 117 | 2,749 | 2,831 | -82 |



Membership Composition September 2025 Cumulative



Gender Composition September 2025 Cumulative

